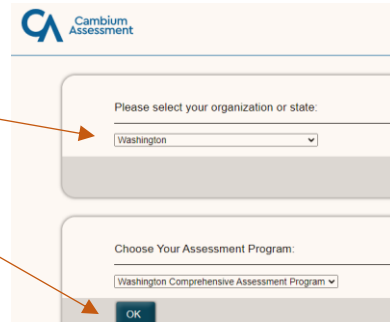


Student Interim Directions during Distance Learning

1.

<https://mobile.tds.cambiumast.com/launchpad/>

- Select “Washington”
- Select OK button



2.

Enter the following information:

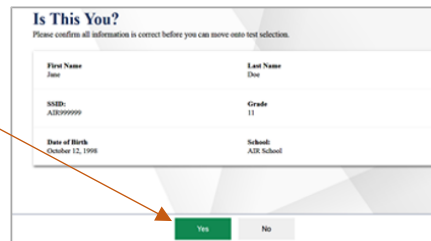
- Enter first name
- Enter 10-digit student ID (found in Home Access Center)
- Enter Session ID from teacher
- Select the Sign In button



3.

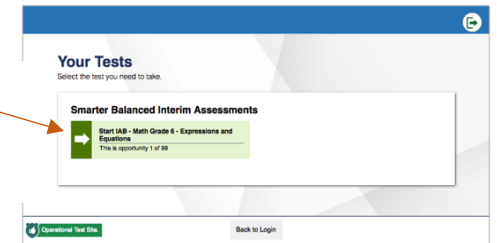
Is this information correct?

- Yes, select Yes button
- No, tell the teacher



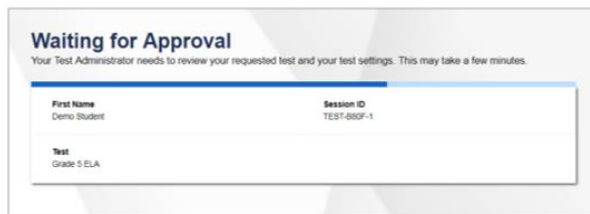
4.

Select the test name



5.

Wait for your teacher



6.

Select Begin Test Now.
Your teacher will remotely monitor your progress throughout testing.

